

## Congratulations on your new floor!

You have chosen a eukula hard wax oiled wood or cork floor. The professional hard wax oil protects the wood in the best possible way, but cannot protect it from the natural wear and tear caused by continuous use. Therefore, to maintain the value both proper cleaning and maintenance are indispensable.

### The right maintenance for long-lasting protection

If you clean the floor properly and use the appropriate care products regularly, you will preserve its attractiveness and extend its lifetime. Therefore, a warranty for your wood and cork floor is only given if you follow the care instructions of your floor fitter.



You can find further information in our technical information sheet.

Please also note the product information of the mentioned products.

Please also consider the individual recommendations of your floor fitter!

These instructions comply with the rules of the trade and were presented by:



### Wood as a natural material and indoor climate

A healthy indoor climate is good for you and your floor. The ideal room climate is approx. 20°C and a relative humidity of approx. 50%. Wood is a natural material and the wood moisture permanently adapts to the moisture content of the room air. Due to this „working“ (swelling or shrinking), gaps can appear in the wooden floor as a natural process in winter. This effect can be counteracted through targeted air humidification.

### Area of application

Valid for all wood and cork floors sealed with UV or industrially hard wax oiled floors. Especially recommended for surfaces with eukula hardwax oil+.

When using eukula H2Oil care on industrially finished parquet, we recommend a preliminary test for adhesion. If necessary, an intensive cleaning must be carried out before application. Very mat surfaces or those with R-classification can lose their characteristics through continuous polish use. Therefore, ask your craftsman for an occasional recoating.

### Tip

You have underfloor heating/cooling?  
Then talk to your fitter for further advice.



**eukula**® a brand of **Dr. Schutz** GROUP

+49 (0)228 / 95352-0

Dr. Schutz GmbH  
Holbeinstraße 17  
53175 Bonn

www.eukula.com

info@eukula.com

/eukula\_de

/eukula\_int

JOIN US

Art.-Nr.: 6000642401 12/22



**eukula**®  
WOOD.FLOOR.LOVE




Cleaning and care instructions  
for **hard wax oiled**  
wood & cork floors


LOVE YOUR WOOD FLOOR!

# Initial care


After the surface has completely hardened (usually approx. 10 days), we recommend carrying out an initial care before the first use: For this purpose, the floor is first treated with **eukula clean** according to instructions.




**eukula clean:** Gentle maintenance cleaner for all hard wax oiled floors



Then apply **eukula H2Oil care** with a soft, non-fluffy cloth or with the **eukula polish applicator** thinly and evenly without streaks in the direction of the wood. The product is self-curing and does not need to be polished.



**eukula H2Oil care:** Water-based care product based on natural oils



**TIP:** Shake container well before use.

## Tip

### Preventive measures


... that protect your wooden floor in the long term:

- ◆ Suitable entrance and **protective mats**, especially under castor chairs
- ◆ **Furniture gliders** such as the **Dr. Schutz scratchnomore system**
- ◆ **Careful** placement of furniture


# Routine

## Routine cleaning

Mop the floor with **eukula clean** (0.1 – 0.2 l to 10 l warm water) to remove fine dirt or dust.





**eukula clean:** Gentle maintenance cleaner for all hard wax oiled floors




## Fast routine cleaning

As an alternative to routine cleaning with **eukula clean**, there is the option of using the **eukula Spray Mop** used with the **Spraymax** spray cleaner. Simply spray on and wipe.




## Maintenance

Occasional wiping with **eukula H2Oil care** as described under initial care gives your floor caring substances, the hard wax oil layer is protected and visually refreshed. Depending on the wear and tear on your floor, 1-2 care applications per year are sufficient in living areas with little wear and tear. In commercially used and frequently wet-cleaned areas, we recommend 1-2 applications per month.



**eukula H2Oil care:** Water-based care product based on natural oils



# Strip cleaning

If the floor becomes unsightly after some time, e.g. due to heavy soiling or care layers, a manual or mechanical strip cleaning should be carried out.

For this purpose, apply **eukula intensive cleaner** undiluted with the Pad master and a green pad or a suitable brushing machine. Brush the softened care layers and remove them. Then rinse with clear water and allow to dry thoroughly. The floor must not be flooded, work in sections to keep the water load on the wood low. After strip cleaning and drying, the floor must be cared for again as described under initial care.

**TIP:** If you have any questions about strip cleaning or renovation, please contact your floor fitter.



**eukula intensive cleaner:** For strip and intensive cleaning of hard wax oiled floors



## Did you know?

### Our tips from the wood flooring professional

- ◆ Wood loves it slightly damp – so avoid too much moisture at all costs.
- ◆ Chemicals, coloured products or metal contact will damage your wooden floor! Always use protective mats!
- ◆ Carpet underlays must be suitable for hard wax oiled floors.

With the right care, you can enjoy your real wood floor for a long time.

More tips from our eukula professionals and further details on preventive measures and maintenance can be found under [eukula.com](http://eukula.com)!

