

Congratulations on your new floor!

You have chosen a eukula lacquered wood or cork floor. The professional lacquer protects your floor in the best possible way, but cannot protect it from the natural wear and tear caused by continuous use. That's why proper cleaning and care are indispensable for maintaining its value.

The right care for long-lasting protection:

If you clean the floor properly and use the appropriate care products regularly, you will preserve its attractiveness and extend its lifetime. Therefore, your wood and cork floor is only guaranteed if you follow the care instructions of your floor fitter.



Further information can be found here in our technical information sheet.

Please also note the product information of the mentioned products.

Please also consider the individual recommendations of your floor fitter!

This instruction complies with the rules of the trade and was handed over by:

handle with



Wood as a natural material and indoor climate

A healthy room climate is good for you and your floor. The ideal room climate is approx. 20°C and a relative humidity of approx. 50%. Wood is a natural material and the wood moisture permanently adapts to the moisture content of the room air. Due to this „working“ (swelling or shrinking), gaps can appear in the wooden floor as a natural process in winter. This effect can be counteracted through targeted air humidification.

Area of application

Valid for all industrially and manually lacquered wood and cork floors according to the rules of the trade, especially with all eukula water-based lacquers.

When using eukula care on industrially finished parquet, we recommend a preliminary test for adhesion. If necessary, an intensive cleaning must be carried out before application. The finished parquet must be equipped with a factory edge impregnation or must have been joint impregnated following installation to prevent water penetration.

Very matt surfaces or those with R-classification can lose their characteristics through continuous polish use. Therefore, ask your craftsman for an occasional recoating.

Tip

You have underfloor heating/cooling?
Then talk to your floor fitter for further advice.



eukula® a brand of **Dr. Schutz** GROUP

+49 (0)228 / 95352-0

Dr. Schutz GmbH
Holbeinstraße 17
53175 Bonn

www.eukula.com

info@eukula.com

/eukula_de

/eukula_int

JOIN US

Art.-Nr.: 600064220112/22


eukula®
WOOD.FLOOR.LOVE




Cleaning and care instructions
for lacquered
wood & cork floors


LOVE YOUR WOOD FLOOR!

Initial care


After the lacquer has cured completely (usually approx. 10 days), we recommend carrying out an initial care before the first use: For this purpose, the floor is first pre-cleaned with **eukula clean** according to the instructions.




eukula clean: Gentle maintenance cleaner for all lacquered floors



Then, depending on the degree of gloss, apply **eukula care satin** for shiny floors or resp. **eukula care mat** for mat floors undiluted with a soft, non-fluffy cloth or the **eukula polish applicator** thinly and evenly without streaks. The product is self-hardening and does not need to be polished.



eukula care mat/satin: The perfect surface protection for sealed floors



TIP: Shake container well before use.

Tip

Preventive measures

... that protect your wooden floor in the long term:



- ◆ Suitable entrance mats and **protective mats**, especially under castor chairs
- ◆ **Furniture gliders** such as the Dr. Schutz **scratchno-more system**
- ◆ **Careful** placement of furniture

Routine

Routine cleaning



First remove coarse dirt and sand with a hair broom, mop or Hoover. Wipe up impurities with a damp cloth. Add **eukula clean** to the water.

TIP: When used purely, **eukula clean** can also remove heavier dirt and stains.





Quick maintenance cleaning

As an alternative to maintenance cleaning with **eukula clean**, it is possible to use the **eukula Spray Mop** with the **Spraymax** spray cleaner. Simply spray on and wipe.



Routine maintenance

By occasionally wiping the floor with **eukula care** (as described under initial care), your floor will receive care substances that protect and visually refresh the lacquered surface. The frequency of this maintenance step depends on the amount of use. In living areas with low traffic and little damp mopping, we recommend a maintenance application 1-2 times a year, in commercially used and frequently damp-cleaned areas 1-2 times a month.



Strip cleaning


If the floor becomes unsightly after some time, e.g. due to heavy soiling or care layers, a manual or mechanical strip cleaning should be carried out.

For this purpose, apply **eukula intensive cleaner** undiluted with the pad master and remove the softened care film with a green pad or a suitable brushing machine. Then rinse with clear water and allow to dry thoroughly. The floor must not be flooded, work in sections to keep the water load on the wood low. After strip cleaning and drying, the floor must be treated as described under initial care.

TIP: If you have any questions about strip cleaning or **eukula intensive cleaner** contact your fitter.



eukula intensive cleaner: Strip or intensive cleaning for lacquered and oiled floors



Did you know?

Our tips from the wood flooring professional

- ◆ Wood loves it slightly damp – so avoid too much moisture at all costs.
- ◆ Chemicals, coloured products or metal contact will damage your wooden floor! Always use protective mats!
- ◆ Carpet underlays must be suitable for lacquered floors.

With the right care, you can enjoy your real wood floor for a long time.

More tips from our **eukula** professionals and further details on preventive measures and maintenance can be found under **eukula.com!**



Dr. David Reindl
Head of R&D
at eukula