






















































Overview eukula lacquer system

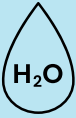
Find the best finish for your wooden floor










































WOOD.FLOOR.LOVE – made with  in Germany

	 Solvent-free Pure air	Standard Good & reliable	Pure lacquer One for all	Quick One day – Done
1.	 Prepare/sand surfaces according to the state of the art and the rules of the trade. Grout with fill 101 – grouting solution . It is important that the sanding pattern is as free of sanding marks as possible.			
				
2a.	 classic prime 200 130 ml/m² 2 hours drying time	 classic prime 200 130 ml/m² 2 hours drying time	 easy 30x professional 31x 130 ml/m² 2 hours drying time	 trowel prime 220 3-fold crosswise application ~ 90 ml/m² 15 min. drying time
3a.	 premium 37x 100 – 120 ml/m² 4 – 6 hours until intermediate sanding	 easy 30x professional 31x 100 – 120 ml/m² 4 – 6 hours until intermediate sanding	 easy 30x professional 31x 100 – 120 ml/m² 4 – 6 hours until intermediate sanding	 extreme 47x 130 – 150 ml/m² 6 hours until walkable
4a.	 Grit 120 – 150	 Grit 120 – 150	 Grit 120 – 150	 System completed for residential areas
5a.	 premium 37x 100 – 120 ml/m² 4 – 6 hours until walkable	 easy 30x professional 31x 100 – 120 ml/m² 4 – 6 hours until walkable	 easy 30x professional 31x 100 – 120 ml/m² 4 – 6 hours until walkable	
				
				
2b.	 classic prime 200 130 ml/m² 2 hours drying time	 classic prime 200 130 ml/m² 2 hours drying time	 perform 46x extreme 47x 100 – 120 ml/m² 4 – 6 hours until intermediate sanding	 trowel prime 220 3-fold crosswise application ~ 90 ml/m² 15 min. drying time
3b.	 free 442 100 – 120 ml/m² 4 – 6 hours until intermediate sanding	 perform 46x extreme 47x 100 – 120 ml/m² 4 – 6 hours until intermediate sanding	 perform 46x extreme 47x 100 – 120 ml/m² 4 – 6 hours until intermediate sanding	 extreme 47x 120 ml/m² 4 – 6 hours until intermediate sanding
4b.	 Grit 120 – 150	 Grit 120 – 150	 Grit 120 – 150	 Grit 120 – 150
5b.	 free 442 100 – 120 ml/m² 4 – 6 hours until walkable	 perform 46x extreme 47x 100 – 120 ml/m² 4 – 6 hours until walkable	 perform 46x extreme 47x 100 – 120 ml/m² 4 – 6 hours until walkable	 extreme 47x 120 ml/m² 4 – 6 hours until walkable
	 Solvent- and isocyanate-free structure from filler to lacquer	 Standard structure with the known eukula quality	 Direct build-up without primer on parquet/wood floors that are glued down firmly to the floor"	 One-day set-up for residential areas

More detailed information can be found in our current product information and our technical information sheets.

*Load capacity ( light,  medium,  strong/very strong,  extremely strong)  solvent-free product



	Exotic woods The special one	Oil and lacquer Combining two worlds	Sport The sporty system	Raw wood Pure pleasure
1.	 Prepare/sand surfaces according to the state of the art and the rules of the trade. Grout with fill 101 – grouting solution . It is important that the sanding pattern is as free of sanding marks as possible.			
				
2a.	 exotic prime 201 130 ml/m² 2 hours drying time	 oil 1 FS + master FS color oil FS + master FS ~ 50 ml/m² 18 – 24 hours drying time	 classic prime 200 130 ml/m² 2 hours drying time	 nature 484 100 – 120 ml/m² 4 – 6 hours until intermediate sanding
3a.	 easy 30x professional 31x 100 – 120 ml/m² 4 – 6 hours until intermediate sanding	 premium 37x 100 – 120 ml/m² 4 – 6 hours until intermediate sanding	 perform 46x 100 – 120 ml/m² 4 – 6 hours until intermediate sanding	
4a.	 Grit 120 – 150	not necessary	 Grit 120 – 150	 Grit 150
5a.	 easy 30x professional 31x 100 – 120 ml/m² 4 – 6 hours until walkable	 premium 37x 100 – 120 ml/m² 4 – 6 hours until walkable	 PU Line Color ~ 10 ml/rmt depending on lines. Can be lacquered over after 2h.	 nature 484 100 – 120 ml/m² 4 – 6 hours until walkable
				
			 perform 46x 100 ml/m² 2 – 3 hours drying time	
2b.	 exotic prime 201 130 ml/m² 2 hours drying time	 oil 1 FS + master FS color oil FS + master FS ~ 50 ml/m² 18 – 24 hours drying time		 nature 484 100 – 120 ml/m² 4 – 6 hours until intermediate sanding
3b.	 perform 46x 100 – 120 ml/m² 4 – 6 hours until intermediate sanding	 perform 46x extreme 47x 100 – 120 ml/m² 4 – 6 hours until intermediate sanding		
4b.	 Grit 120 – 150	generally not necessary	 perform 46x 100 ml/m² 6 hours until walkable	 Grit 150
5b.	 perform 46x 100 – 120 ml/m² 4 – 6 hours until walkable	 perform 46x extreme 47x 100 – 120 ml/m² 4 – 6 hours until walkable		 2x nature 484 je 100 ml/m² 4 hours until walkable
	 Special structure for „exotic“ woods	 Oil lacquer structure naturally warm or coloured, with the protection of a lacquer	 Certified sports floor structure in eukula quality	 Look and feel of raw wood

More detailed information can be found in our current product information and our technical information sheets.

