





















Overview eukula oil system

Find the best structure for your wooden floor



















WOOD.FLOOR.LOVE – made with  in Germany

	Oil Open purist	Oil-wax combination Bee lover	Oil with wax finish Silky gloss	Colour oil Play of colours
1.	 Prepare/sand surfaces according to the state of the art and the rules of the trade. Grout with <b>fill 101 - grouting solution</b> . It is important that the sanding pattern is as free of sanding marks as possible.			
2.	 Moisten the sanded floor (25-50 ml/m² pure water). Spray on/wipe up - surface must be fully wetted once - wait for visible drying.			
2a.	 <b>ALTERNATIVELY</b> , the eukula conditioners can also be used for step 2 to create a special coloured effect. Wipe on - 16 hours drying time - build up with the desired impregnation system.			
	 With the following treatment methods, floors are protected for medium- to heavy-traffic areas.			
3.	 <b>oil 1FS</b> ~ 50 ml/m² (until saturation) 18 - 24 hours	 <b>oil 2+ FS</b> ~ 50 ml/m² (until saturation) 18 - 24 hours	 <b>oil 1FS</b> ~ 50 ml/m² (until saturation) 18 - 24 hours	 <b>color oil FS</b> ~ 50 ml/m² (until saturation) 18 - 24 hours
4.	 With the following treatment methods, floors are protected for medium- to heavy-traffic areas.			
5.	 <b>care oil</b> ~ 25 ml/m² 18 - 24 hours until walkable	 <b>refresher refresher classic</b> ~ 25 ml/m² 18 - 24 hours until walkable	 <b>refresher refresher classic</b> ~ 25 ml/m² 18 - 24 hours until walkable	 <b>care oil</b> ~ 25 ml/m² 18 - 24 hours until walkable
	 <b>open-pored, natural and plant-based pure oil impregnation</b>	 <b>open-pored, natural plant-based oil-wax combination with bee and carnauba waxes</b>	 <b>open-pored, natural and plant-based pure oil impregnation with wax finish</b>	 <b>coloured, open-pored, natural and plant-based pure oil impregnation</b>
	 To achieve maximum durability, add eukula master FS to the oil systems in a mixing ratio of 10:1.			

More detailed information can be found in our current product information and our technical information sheets.

\*Load capacity (👤 light, 👤👤 medium, 👤👤👤 strong/very strong, 👤👤👤👤 extremely strong)  solvent-free product



	Color oil wax finish Coloured with topping	Colour oil - hard wax oil Art and film	Oil - hard wax oil Impregnating evenly	Hard wax oil Plant-based simple
1.	 Prepare/sand surfaces according to the state of the art and the rules of the trade. Grout with <b>fill 101 - grouting solution</b> . It is important that the sanding pattern is as free of sanding marks as possible.			
2.	 Moisten the sanded floor (25-50 ml/m² pure water). Spray on/wipe up - surface must be fully wetted once - wait for visible drying.			
2a.	 <b>ALTERNATIVELY</b> , the eukula conditioners can also be used for step 2 to create a special coloured effect. Wipe on - 16 hours drying time - build up with the desired impregnation system.			
	 With the following treatment methods, floors are protected for medium- to heavy-traffic areas.			
3.	 <b>color oil FS</b> ~ 50 ml/m² (until saturation) 18 - 24 hours	 <b>color oil FS + master FS</b> ~ 50 ml/m² (until saturation) 18 - 24 hours	 <b>oil 1FS + master FS</b> ~ 50 ml/m² (until saturation) 18 - 24 hours	 <b>hardwax oil+</b> 50 - 60 ml/m² 6 - 8 hours until second application
4.	 Completely buff off/polish out excess with Normal Pad white or beige.			
5.	 <b>refresher refresher classic</b> ~ 25 ml/m² 18 - 24 hours until walkable	 <b>hardwax oil+</b> 60 - 80 ml/m² 18 - 24 hours until walkable	 <b>hardwax oil+</b> 60 - 80 ml/m² 18 - 24 hours until walkable	 <b>hardwax oil+</b> 50 - 60 ml/m² 18 - 24 hours until walkable
	 <b>coloured, open-pored, natural and plant-based pure oil impregnation with wax finish</b>	 <b>coloured, plant-based, natural impregnation with the protection of an evenly film-forming hard wax oil</b>	 <b>natural, plant-based impregnation with the protection of an evenly film-forming hard wax oil</b>	 <b>more durable, plant-based and uniform film-forming hard wax oil structure</b>
	 To achieve maximum durability, add eukula master FS to the oil systems in a mixing ratio of 10:1. In the case of a hard wax oil build-up, we also recommend a further coat to increase the film thickness.			

More detailed information can be found in our current product information and our technical information sheets.

