


















































Overview eukula lacquer system

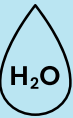
Find the best finish for your wooden floor











































WOOD.FLOOR.LOVE – made with  in Germany

	 Solvent-free Pure air	Standard Good & reliable	Pure lacquer One for all	Quick One day – Done
1.	 <div>Prepare/sand surfaces according to the state of the art and the rules of the trade. Grout with fill 101 – grouting solution. It is important that the sanding pattern is as free of sanding marks as possible.</div>			
				
2a.	 <div>classic prime 200 130 ml/m² 2 hours drying time</div>	 <div>classic prime 200 130 ml/m² 2 hours drying time</div>	 <div>easy 30x professional 31x 130 ml/m² 2 hours drying time</div>	 <div>trowel prime 220 3-fold crosswise application ~ 90 ml/m² 15 min. drying time</div>
3a.	 <div>premium 37x 100 – 120 ml/m² 4 – 6 hours until intermediate sanding</div>	 <div>easy 30x professional 31x 100 – 120 ml/m² 4 – 6 hours until intermediate sanding</div>	 <div>easy 30x professional 31x 100 – 120 ml/m² 4 – 6 hours until intermediate sanding</div>	 <div>extreme 47x 130 – 150 ml/m² 6 hours until walkable</div>
4a.	 <div>Grit 120 – 150</div>	 <div>Grit 120 – 150</div>	 <div>Grit 120 – 150</div>	 <div>System completed for residential areas</div>
5a.	 <div>premium 37x 100 – 120 ml/m² 4 – 6 hours until walkable</div>	 <div>easy 30x professional 31x 100 – 120 ml/m² 4 – 6 hours until walkable</div>	 <div>easy 30x professional 31x 100 – 120 ml/m² 4 – 6 hours until walkable</div>	
				
				
2b.	 <div>classic prime 200 130 ml/m² 2 hours drying time</div>	 <div>classic prime 200 130 ml/m² 2 hours drying time</div>	 <div>perform 46x extreme 47x 100 – 120 ml/m² 4 – 6 hours until intermediate sanding</div>	 <div>trowel prime 220 3-fold crosswise application ~ 90 ml/m² 15 min. drying time</div>
3b.	 <div>free 442 100 – 120 ml/m² 4 – 6 hours until intermediate sanding</div>	 <div>perform 46x extreme 47x 100 – 120 ml/m² 4 – 6 hours until intermediate sanding</div>	 <div>perform 46x extreme 47x 100 – 120 ml/m² 4 – 6 hours until intermediate sanding</div>	 <div>extreme 47x 120 ml/m² can be sealed over after 2 – 3 hours</div>
4b.	 <div>Grit 120 – 150</div>	 <div>Grit 120 – 150</div>	 <div>Grit 120 – 150</div>	<div>generally not necessary</div>
5b.	 <div>free 442 100 – 120 ml/m² 4 – 6 hours until walkable</div>	 <div>perform 46x extreme 47x 100 – 120 ml/m² 4 – 6 hours until walkable</div>	 <div>perform 46x extreme 47x 100 – 120 ml/m² 4 – 6 hours until walkable</div>	 <div>extreme 47x 120 ml/m² 4 – 6 hours until walkable</div>
	 <div>Solvent- and iso- cyanate-free structure from filler to lacquer</div>	 <div>Standard structure with the known eukula quality</div>	 <div>Direct build-up without primer on par- quet/wood floors that are glued down firmly to the floor"</div>	 <div>One-day set-up</div>

More detailed information can be found on eukula.com in our current product information and our technical information sheets.

*Load capacity (👤 light, 👥 medium, 👥 strong/very strong, 👥 extremely strong)  solvent-free product



	Exotic woods The special one	Oil and lacquer Combining two worlds	Sport The sporty system	Raw wood Pure pleasure
1.	 <div>Prepare/sand surfaces according to the state of the art and the rules of the trade. Grout with fill 101 – grouting solution. It is important that the sanding pattern is as free of sanding marks as possible.</div>			
				
2a.	 <div>exotic prime 201 130 ml/m² 2 hours drying time</div>	 <div>oil 1 FS + master FS color oil FS + master FS ~ 50 ml/m² 18 – 24 hours drying time</div>	 <div>classic prime 200 130 ml/m² 2 hours drying time</div>	 <div>nature 484 100 – 120 ml/m² 4 – 6 hours until intermediate sanding</div>
3a.	 <div>easy 30x professional 31x 100 – 120 ml/m² 4 – 6 hours until intermediate sanding</div>	 <div>premium 37x 100 – 120 ml/m² 4 – 6 hours until intermediate sanding</div>	 <div>perform 46x 100 – 120 ml/m² 4 – 6 hours until intermediate sanding</div>	
4a.	 <div>Grit 120 – 150</div>	<div>not necessary</div>	 <div>Grit 120 – 150</div>	 <div>Grit 150</div>
5a.	 <div>easy 30x professional 31x 100 – 120 ml/m² 4 – 6 hours until walkable</div>	 <div>premium 37x 100 – 120 ml/m² 4 – 6 hours until walkable</div>	 <div>PU Line Color ~ 10 ml/rmt depending on lines. Can be lac- quered over after 2h.</div>	 <div>nature 484 100 – 120 ml/m² 4 – 6 hours until walkable</div>
				
				
2b.	 <div>exotic prime 201 130 ml/m² 2 hours drying time</div>	 <div>oil 1 FS + master FS color oil FS + master FS ~ 50 ml/m² 18 – 24 hours drying time</div>	 <div>perform 46x 100 ml/m² 2 – 3 hours drying time</div>	 <div>nature 484 100 – 120 ml/m² 4 – 6 hours until intermediate sanding</div>
3b.	 <div>perform 46x 100 – 120 ml/m² 4 – 6 hours until intermediate sanding</div>	 <div>perform 46x extreme 47x 100 – 120 ml/m² 4 – 6 hours until intermediate sanding</div>		
4b.	 <div>Grit 120 – 150</div>	<div>generally not necessary</div>	 <div>perform 46x 100 ml/m² 6 hours until walkable</div>	 <div>Grit 150</div>
5b.	 <div>perform 46x 100 – 120 ml/m² 4 – 6 hours until walkable</div>	 <div>perform 46x extreme 47x 100 – 120 ml/m² 4 – 6 hours until walkable</div>		 <div>2x nature 484 je 100 ml/m² 4 hours until walkable</div>
	 <div>Special structure for „exotic“ woods</div>	 <div>Oil lacquer structure naturally warm or coloured, with the pro- tection of a lacquer</div>	 <div>Certified sports floor structure in eukula quality</div>	 <div>Look and feel of raw wood</div>

More detailed information can be found on eukula.com in our current product information and our technical information sheets.

